

SURF Board Overview

ABOUT SURF COMMUNICATION SOLUTIONS >

SURF Communication Solutions (SURF) is an industry leader in high-capacity processing solutions for real-time multimedia communication systems and applications. Since 1996, SURF's products have delivered the integral technology behind many of the leading vendor's multimedia servers and gateways deployed to operators and service providers worldwide. SURF-powered multimedia applications are delivering value added services to millions of end-users every day. Today, SURF is ideally positioned to stimulate change in the way we communicate. The video-ready SURF solution supports multimedia processing including full video, voice and data IP to IP communications, as well as modem and fax over IP. It is a fully converged multimedia processing subsystem that integrates easily into media gateways and servers. Since there is no such thing as "one size fits all," the SURF offering is available as a solution platform or in various form factors or DSP chips affording unmatched density and optimal performance.








> For more information, contact sales@surfsolutions.com

www.surfsolutions.com

SURF Board Overview

SURF Board Overview

| | SURFAce-812 | SURFExpress | SURFAce-112 | SURFRider | SURFRider-812 |
|--------------------|--|---|--|--|--|
| |  |  |  |  |  |
| FORM FACTOR | Single lane PCI Express | Single lane PCI Express | PCI | AMC | PTMC |
| PROCESSORS | Up to 8 x DSPs TI C6412 720MHz | Up to 8 DSPs using 1-4 SURFDocker plug-in modules with 2 DSPs on each module (flexible support for 2, 4, 6 or 8 DSPs) | 1 fixed DSP TI C6412 @ 600 or 720MHz | Up to 8 DSPs using 1-4 SURFDocker plug-in modules with 2 DSPs on each module (flexible support for 2, 4, 6 or 8 DSPs) | Up to 8 x C6412 (TMS320C6412) DSPs @ internal clock 600MHz or 720MHz |
| SIZE | PCIe full height & full length | PCIe 3/4 length, full height (full length with fan) | Length: 255mm (PCI form factor) Width: 110 mm | <ul style="list-style-type: none"> Compliant with the AMC.0 single width mid/full size form factor Assembled on ATCA carriers or on a MicroTCA chassis. | Length: 149mm Width: 74mm Height: 13.5mm |
| POWER | Up to 15W | Up to 45W per fully populated board (up to 30W for fully-populated C6412) | 6W | Up to 47W per fully-populated TCI6486 board @ 500MHz | 15W |
| INTERFACES | 8 x E1/T1/J1 4 x RJ45 100/1000-BaseT PTMC connectors | Configurable interfaces to each DSP based on DSP type including Gbit Ethernet and PCI Express <ul style="list-style-type: none"> 2 x 1000Base-T Ethernet interface (RJ-45) H.100 connector E1/T1 interface supported using additional card All data and controls are passed to the DSPs via SURF proprietary high-speed interface | 32-bit/33MHz universal PCI interface E1/T1 RJ-45 supporting PRI signaling Fast Ethernet RJ-45 (10/100Mbps) 1 or 2 internal IP addresses 4 SLIC RJ-11 POTS on board (FXS) H.100 connector PTMC connectors | Configurable interfaces to each DSP based on DSP type, including: <ul style="list-style-type: none"> Rapid I/O Gbit Ethernet I-TDM | 10/100Mbps Ethernet MAC – RMII 10/100 Ethernet MDI Links – Optional 32-bit/66MHz, 3.3-V Peripheral Component Interconnect (PCI) Master/Slave Interface Conforms to PCI Specification 2.2 10 x TDM lines (up to 128 PCM time-slots each) Supported PTMC Interfaces: <ul style="list-style-type: none"> PCI 32Bit/33MHz RMII CT Bus Serial Rx/Tx 10/100Mbps Ethernet MACRO |
| JTAG | <ul style="list-style-type: none"> DSP JTAG connector for DSP emulation | <ul style="list-style-type: none"> DSP JTAG connector for DSP emulation FPGA JTAG connector for FPGA booting and programming Boundary-Scan JTAG | <ul style="list-style-type: none"> DSP JTAG connector for DSP emulation FPGA JTAG connector for FPGA booting and programming Boundary-Scan JTAG | <ul style="list-style-type: none"> DSP JTAG connector for DSP emulation FPGA JTAG connector for FPGA booting and programming Boundary-Scan JTAG | <ul style="list-style-type: none"> DSP JTAG connector for DSP emulation FPGA JTAG connector for FPGA booting and programming Boundary-Scan JTAG |